

HEATING SOLUTIONS - RADIANT



Our Electric Radiant Heaters are of high quality construction, ensuring smart appearance and resistance to corrosion, longevity and ease of maintenance. The heaters are protected against unforeseen exposure to rain or water and rated to be safely installed outdoors. Our heaters give off little residual heat enabling them to be mounted very close or underneath our shade structures with

BENEFITS

- Instant directional radiant heat
- Clean/emission free and silent operation
- Waterproof rating
- No movement of air or dust
- Suits wall and ceiling applications
- Energy efficient = low running cost
- Highly efficient compared to LPG heaters
- No glass cover maximizes heat output
- Non-corrosive aluminum construction
- Long element life and no UV
- Commercial quality

APPLICATIONS

- Alfresco dining
- Restaurants
- Pubs
- Clubs
- Smoking areas
- Churches
- Schools
- Sporting facilities
- Manufacturing
- Warehouses

light. Electric radiant heaters are the perfect balance of outdoor ambience, comfort and function. Unlike conventional heaters, the system utilizes a unique and highly efficient invisible radiant heat design; the same as the sun's energy but without the harmful UV rays. The heat is evenly distributed, soft radiant heat to warm people, without heating empty spaces or the surrounding area.

IRH-E Heater



FEATURES: IRH-E Series Infrared Radiant Heaters are of high quality construction, ensuring smart appearance and resistance to corrosion, longevity and ease of maintenance. The heaters are protected against unforeseen exposure to rain or water, having an IP65 waterproof rating which allows the units to be safely installed outdoors. This heater works well with more open spaces where a higher level of heat is needed.

CONTROL: IRH-E Heaters reach full operating temperature within seconds of activation. The units can be operated via individual switching or zone control.

COVERAGE: Each heater heats approximately 50 square feet with an optimal mounting height of 7 to 10 feet above the ground.

MOUNTING: IRH-E Heaters can be wall mounted, ceiling mounted or implemented in our Heated Shade Structures.

SPECIFICATIONS: 26.5"l x 4"w x 3"d

120V/1Ph/60Hz

SUGGESTED MOUNTING HEIGHT (FEET)	FLOOR COVERAGE GUIDE		
	OUTDOOR UNPROTECTED (FEET ²)	OUTDOOR PROTECTED (FEET ²)	INDOOR (FEET ²)
7-10	20-30	50-60	60-80

ERH Heater

FEATURES: ERH Series Electric Radiant Heaters are designed to provide optimal performance and aesthetic consistency. The heaters are IPX5 rated allowing for cleaning and unforeseen exposure to rain, as well as dust protection of critical components. ERH Heaters produce radiant heat at the invisible radiant waveband spectrum making it a non glowing radiant heater. This heater is designed for confined spaces and applications where the ceiling is low.

CONTROL: ERH Heaters take approximately 10 to 20 minutes to reach full operating capacity. The units operate simultaneously with the heaters connected to the control module with two heat settings, high and low, to provide accurate heating options for comfort and energy savings.

COVERAGE: Each heater heats approximately 25 square feet with an optimal mounting height of 7.5 to 8.5 feet above the ground.

MOUNTING: ERH-E Heaters can be wall mounted, ceiling mounted (with various brackets available) or implemented in our Heated Shade Structures.

SPECIFICATIONS: 37.5"l x 6"w x 3"d

120V/1Ph/60Hz



Outdoor Gaming Area
Las Vegas, NV

SUGGESTED MOUNTING HEIGHT (FEET)	FLOOR COVERAGE GUIDE		
	OUTDOOR UNPROTECTED (FEET ²)	OUTDOOR PROTECTED (FEET ²)	INDOOR (FEET ²)
7.5-8.5	24-27	24-30	30-40



Chain suspension



Wall/Ceiling Mount bracket



Rain shield



Double Unit Tube suspension




Ceiling Frame unit



Mounted on Shade Structure Spoke

Heated Shade Structures



*Paul Martin's American Bistro
El Segundo, CA*

The Heated Shade Structures are an innovative, cost effective heated and lit outdoor structure.

They provide shelter and warmth to outdoor areas giving the opportunity to extend customer capacity, operating hours and eliminate seasonal downturns due to bad weather.

A foldable permanent structure, the Heated Shade Structure, purpose built, has been designed to withstand all weather conditions, including high wind loads of up to 120 km/h (75 miles/h).

Canopies are made of architectural grade PVDF coated PVC fabric to create UV resistant, antifungal and easy to clean umbrellas. Underarm cables and fittings are made of marine grade 316 stainless steel for minimum maintenance.

Steel frame construction of commercial quality, zinc & aluminium galvanized with two layers of powder coating provides the best protection available today.

Heated Shade Structures can be installed in a wide range of locations including on timber decks, balconies and roof terraces or can be set into the concrete footings of a promenade.

The Features

Economical to run, evenly distributed, highly efficient radiant heat, warming people, not the surrounding air.

Integrated diffused lighting for night operation to accentuate the ambience of the umbrella as well as providing soft lighting.

Foldable structure, eliminating any inconvenience of having to remove heating and lighting components.

Concealed electrical wiring, designed with maximum consideration for public safety and aesthetic appearance.

System Control Module, complete with all electrical and safety components needed to ensure ease of operation and safe unattended public protection.

Safety

With uncompromising public safety in mind, Contract Furniture leads the industry, being the only Electric Radiant Panel Heater specifically designed for outdoor public areas.

We have undergone extensive independent laboratory testing to establish full compliance with International Standards, holding UL, CE and ETL approvals.

This incorporates Compliance with Outdoor Usage, together with Design Integrity, Product Application and Heat Effect on Structures.

Our radiant heaters are not only splash proof, but have also been approved for exposure to rain conditions with an IPX5 or IP65 rating. This essential classification ensures protection against water jets from any direction, such as the use of a water hose during cleaning. Protection against entry of moisture from the atmosphere is another safety consideration for this high rating. Apart from safety, moisture protection has a significant bearing on product performance and durability.



Protected concealed heater wiring



Waterproof central wiring loom






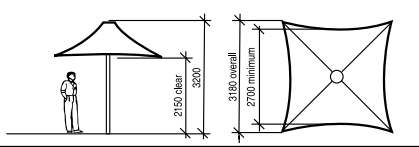
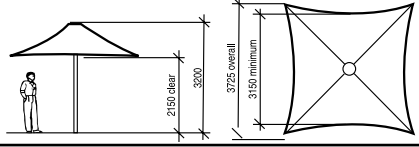
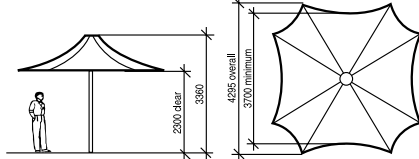
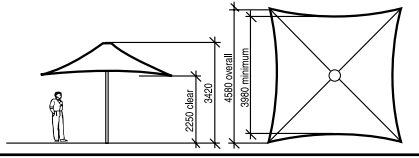
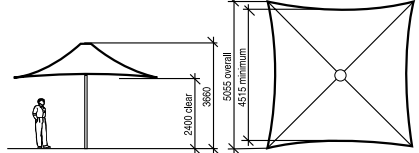
Wiring loom access cover



Control Modules CM4, CM8 & CM12

Available for zone control of up to 4, 8 or 12 heaters. Provides safety cutout, low Amp switching, Grouped High/Low setting of heaters in each zone and separate switching of the lighting circuit.



Product	Model	Size	Application	Technical Specifications
ERH Electric Radiant Heater 	ERH G3	37 1/2" x 6"	Overhead radiant heating outdoor/indoor use	Power: 1.2kW (high) 0.6kW (low) 120V, 10 Amps per heater
IRH Electric Radiant Heater 	IRH-E	26 1/2" X 4"	Overhead radiant heating outdoor/indoor use	Power: 1.5kW 120V, 12.5 Amps per heater
Celight Light Fitting 	CEL	19 1/2" x 2 1/3"	Umbrella lighting	Warm color fluorescent 2750° K 9W-120V
Umbrella	Model	Size	Application	Technical Specifications
	CS32 (C30)	10'7" x 10'7"	Small area, outdoor facilities, restaurants. Foldable, permanent freestanding structure. Up to 8 person capacity	Heating: ERH heaters - 4 units Lighting: Celights - 4 units Power: 4.8kW (high) 2.4kW (low) Control: On/Off, Low/High heat On/Off lighting
	CS38 (C36)	12'4" x 12'4"	Small area, outdoor facilities, restaurants. Foldable, permanent freestanding structure. Up to 12 person capacity	Heating: ERH heaters - 4 units Lighting: Celights - 4 units Power: 4.8kW (high) 2.4kW (low) Control: On/Off, Low/High heat On/Off lighting
	CTS43 (ATS)	14'1" x 14'1"	Large area, outdoor facilities, restaurants. Non-foldable, permanent freestanding structure. Up to 16 person capacity	Heating: ERH heaters - 8 units Lighting: Celights - 4 units Power: 9.6kW (high) 4.8kW (low) Control: On/Off, Low/High heat On/Off lighting
	CS45 (AS)	15' x 15'	Large area, outdoor facilities, restaurants. Non-foldable, permanent freestanding structure. Up to 18 person capacity	Heating: ERH heaters - 8 units Lighting: Celights - 4 units Power: 9.6kW (high) 4.8kW (low) Control: On/Off, Low/High heat On/Off lighting
	CS50 (ALS)	16'7" x 16'7"	Large area, outdoor facilities, restaurants. Non-foldable, permanent freestanding structure. Up to 24 person capacity	Heating: ERH heaters - 8 units Lighting: Celights - 4 units Power: 9.6kW (high) 4.8kW (low) Control: On/Off, Low/High heat On/Off lighting (12 ERH units option available)